


Accessing Podcasts through Hofstra Portal

1. Log in to the Hofstra Portal: <http://my.hofstra.edu>

2. Select the My Apps icon in the upper right corner once logged in








3. Select the Echo360 app



4. You will be redirected to your Echo360 homepage. Your Echo360 homepage should show all courses that you are currently enrolled in.

5. Select 'ALL CLASSES' for the course you wish to view.

6. You will see all available podcasts for that course. Double click on the podcast you wish to view and you will be redirected to view the content.

Class #1 5/23	 
class #2, pt. 1 - 5/24	
class #2, pt. 2 - 5/24	
class #3 - 5/25	

If you have trouble accessing podcasts, please email lawhelp@hofstra.edu